

THUNDER BOLT OFFENSE

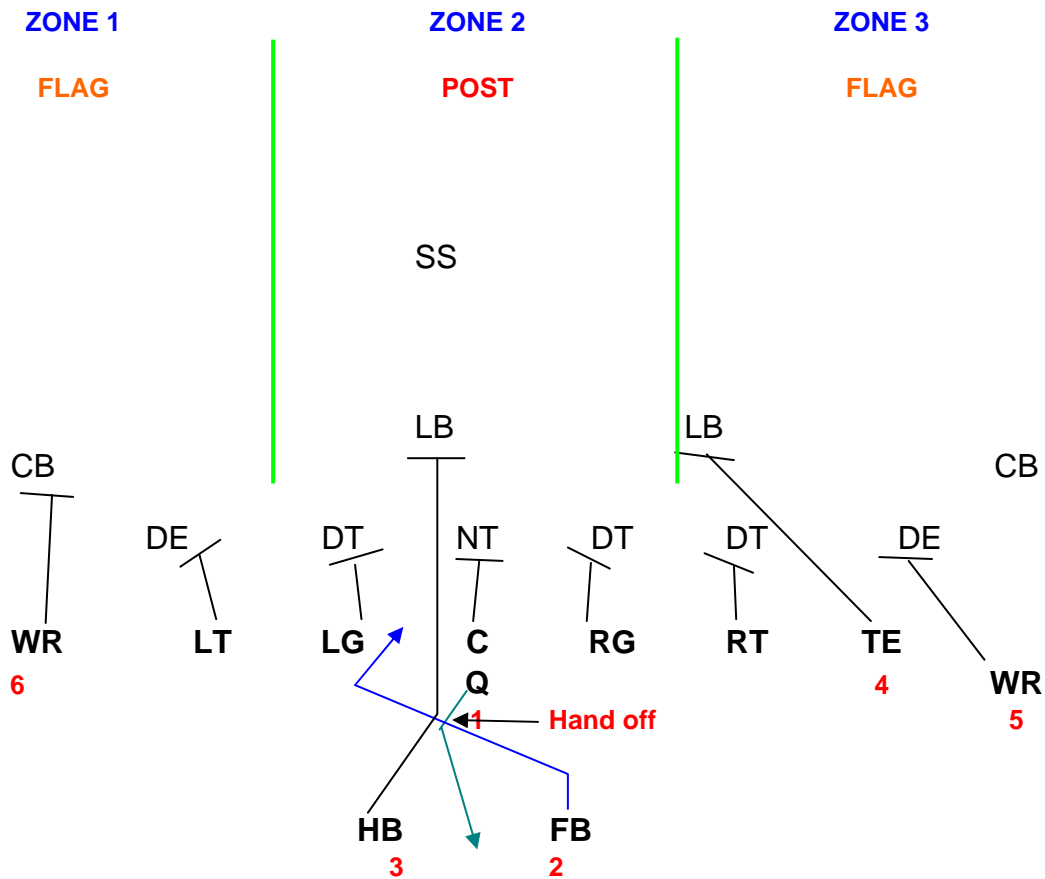
VS 6-2 DEFENSE

FORMATION: PRO RIGHT

PLAY : PRO RIGHT / 23 TOMAHAWK (CUTBACK)

HB runs to the 3 gap after a fake hand off and attacks the LB
FB takes several steps forward then heads toward the 5 gap. After receiving the hand off, FB makes a sharp and quick cutback into the 3 gap.

The Offensive Line Drive blocks, but must also try to move their opponents away from the running lane (3 gap).



THUNDER BOLT OFFENSE

VS 6-2 DEFENSE

FORMATION: PRO RIGHT

X BLOCKING

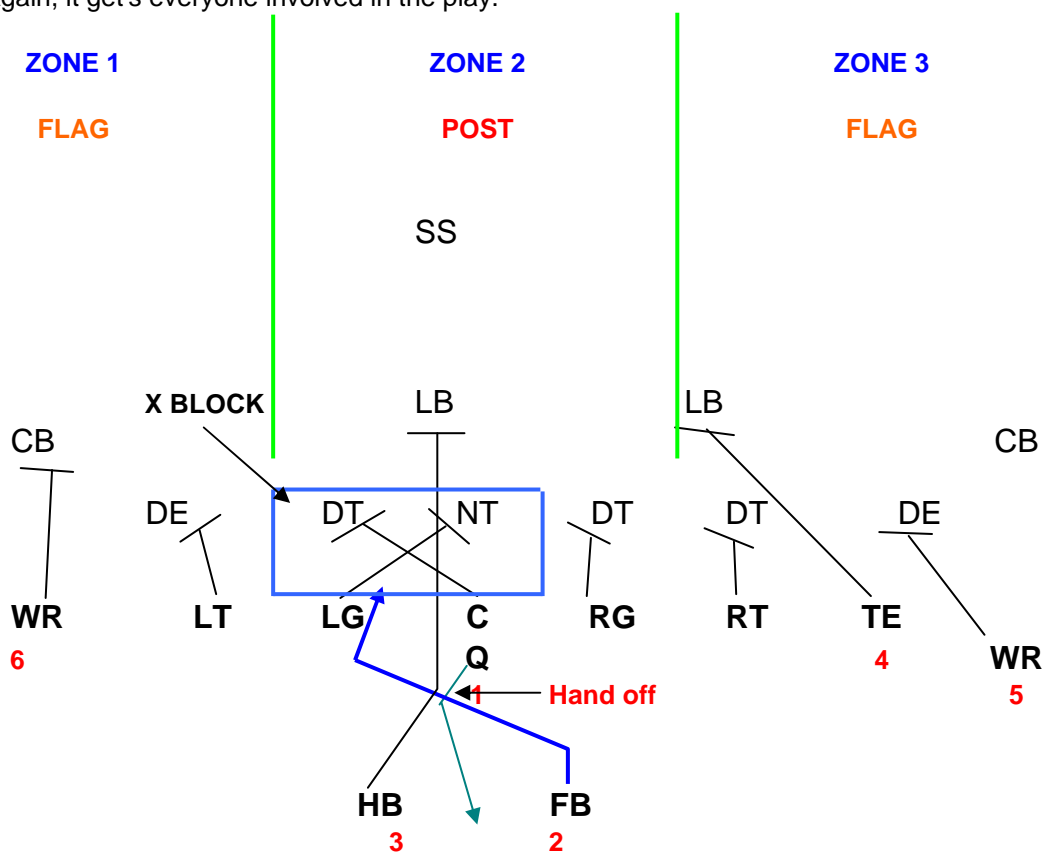
PLAY : PRO RIGHT / 23 TOMAHAWK (CUTBACK)

HB runs to the 3 gap after a fake hand off and attacks the LB

FB takes several steps forward then heads toward the 5 gap. After receiving the hand off, FB makes a sharp and quick cutback into the 3 gap.

Note the Blocking by LG and C. This will confuse a rushing defense long enough to open a lane for the ball carrier and allow a lane for the HB to attack the LB.

This type of a blocking scheme should be fun to use on playes up the middle for the young players. Again, it get's everyone involved in the play.



THUNDER BOLT OFFENSE

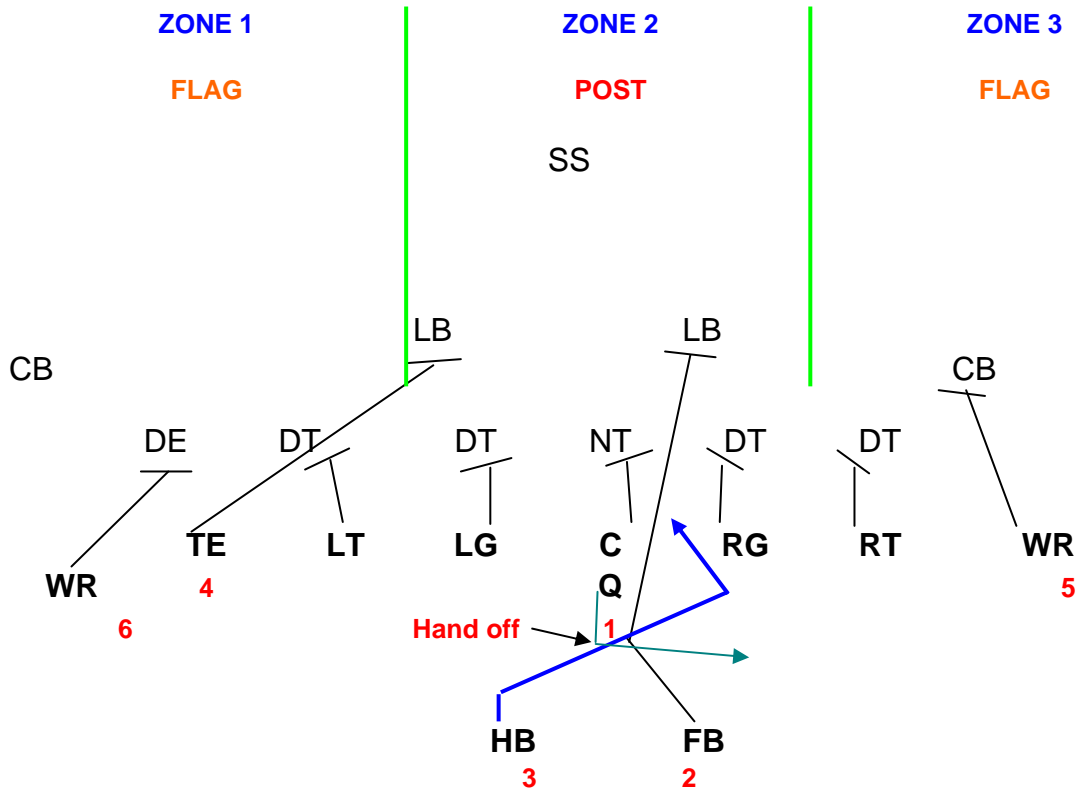
VS 6-2 DEFENSE

FORMATION : PRO LEFT

PLAY : PRO LEFT / 32 TOMAHAWK (CUTBACK)

FB runs to the 3 gap after a fake hand off and attacks the LB
HB takes several steps forward then heads toward the 5 gap. After receiving the hand off, HB makes a sharp and quick cutback into the 3 gap.

The Offensive Line Drive blocks, but must also try to move their opponents away from the running lane (3 gap).



THUNDER BOLT OFFENSE

VS 6-2 DEFENSE

FORMATION : PRO LEFT

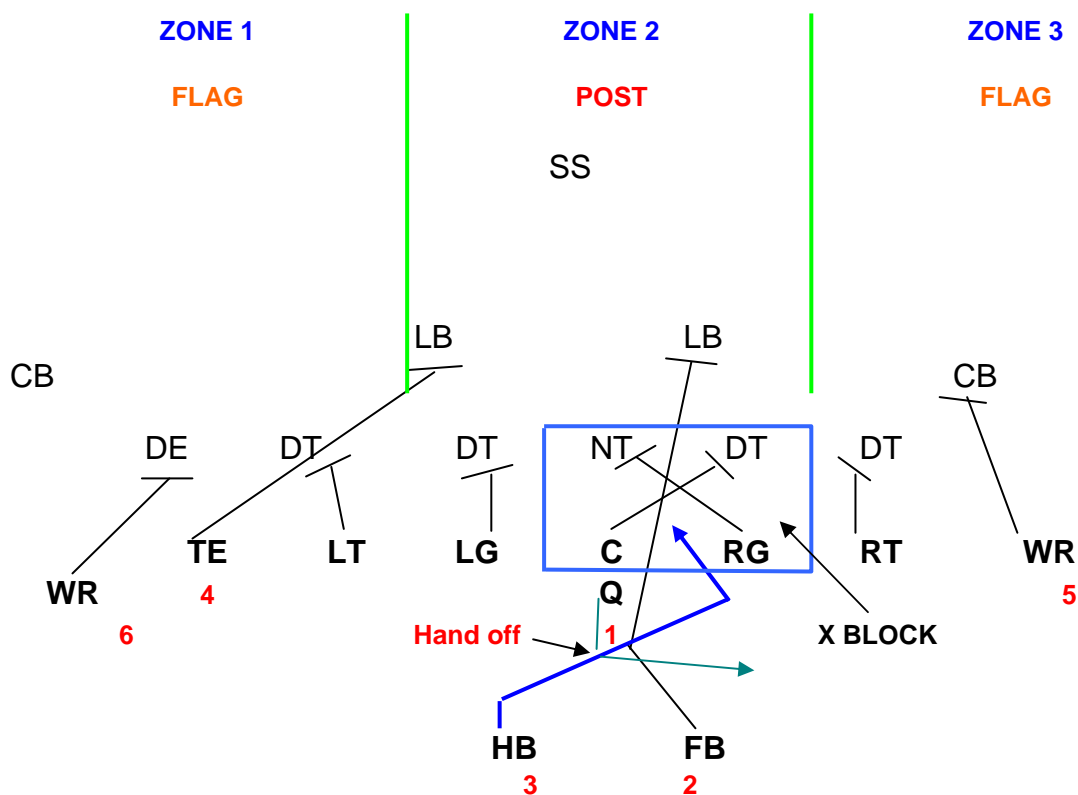
X BLOCKING

PLAY : PRO LEFT / 32 TOMAHAWK (CUTBACK)

FB runs to the 2 gap after a fake hand off and attacks the LB
HB takes several steps forward then heads toward the 4 gap. After receiving the hand off, HB makes a sharp and quick cutback into the 2 gap.

Note the Blocking by RG and C. This will confuse a rushing defense long enough to open a lane for the ball carrier and allow a lane for the HB to attack the LB.

This type of a blocking scheme should be fun to use on plays up the middle for the young players. Again, it get's everyone involved in the play.



THUNDER BOLT OFFENSE

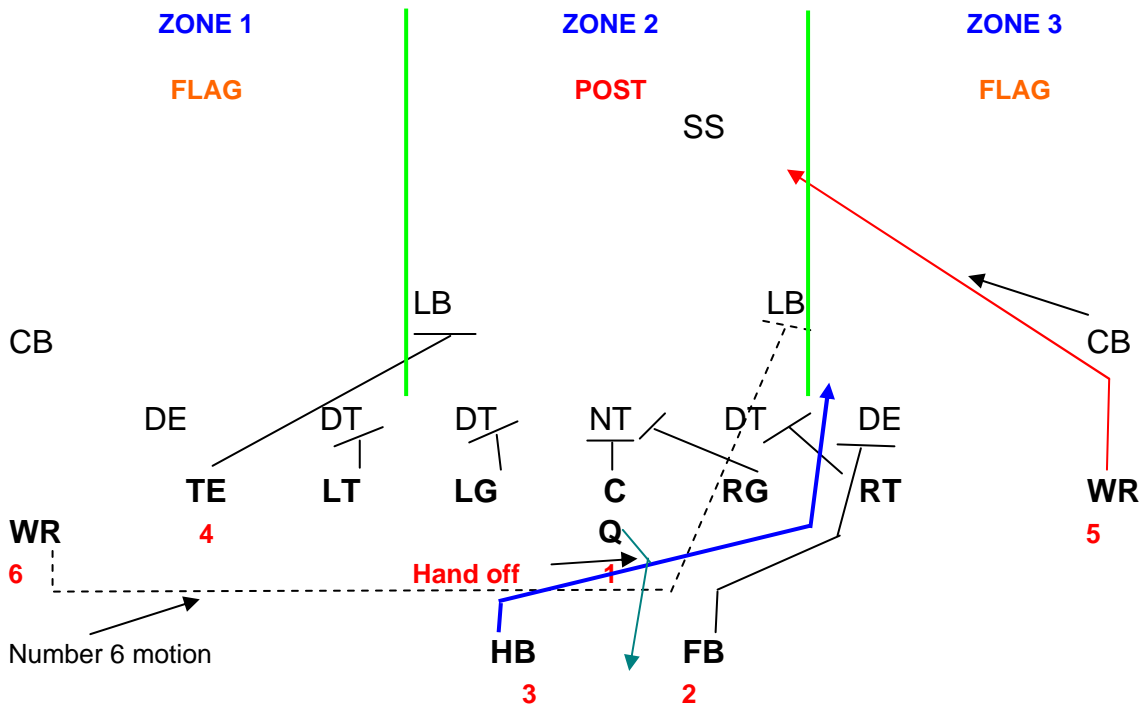
VS 6-2 DEFENSE

FORMATION : PRO LEFT

PLAY : PRO LEFT / 34 CHEETAH / 6 MOTION

FB takes several steps forward then runs to the 4 gap to attack DE.
HB takes several steps forward, cuts toward the 4 gap. After taking hand off, cuts up the 2 gap.
The number 6 WR goes in motion from left to right. When the ball is snapped, 6 WR cuts up the 2 gap to attack LB.

With this play, it's time we practice using a WR in motion to add to the blocking down field.
With the WR in motion, the defense is also lead to think it's going to be a pass play which will leave them open for a good run down field.



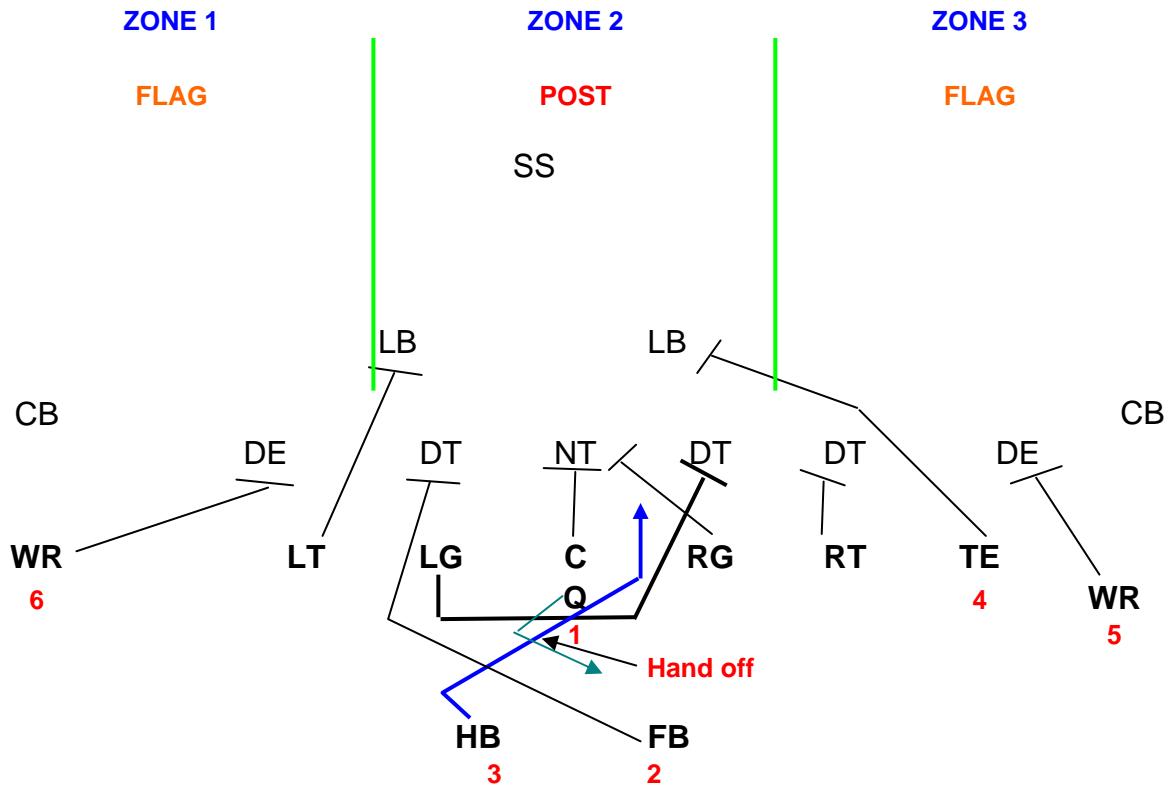
THUNDER BOLT OFFENSE

VS 6-2 DEFENSE

FORMATION: PRO RIGHT

PLAY : PRO RIGHT / 32 COUNTER STING

This play is a variation of the typical Counter Trap. Instead of the FB running wide behind the HB, we send him inside to help with the blocking. The HB has to delay for a count of 1 or 2 to let the FB clear. The HB takes his initial step to the left then cut's back right into the 2 gap.



THUNDER BOLT OFFENSE

VS 6-2 DEFENSE

FORMATON: PRO LEFT

PLAY: I LEFT / 18 OPTION / 4 MOTION

This play is being ran out of the I Formation. However, when the offense breaks the huddle, they will line up in the Pro Left - Split Backfield. When the QB reaches C, the backs will shift to the I.

